



PRODUCT INFORMATION S600-Papier_TY_EN - 15.08.2017 - www.kcsa.co.za

Serie 600 Cupboard for paper and handcraft.

Body consisting of a tubular-steel carcass with 4 posts, a solid-sheet base and 3 perforated-plate sides, each powder-coated. With design or technical castors or optionally with adjustable feet.

Front with doors and drawers, each consisting of melamine-resin-coated LIGNOpal chipboard with glued-on plastic edge and with metal bow handles.

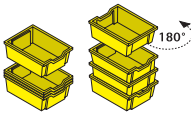







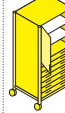
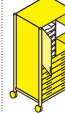
Organisation (top). Cupboard element with a double wing door.

Optionally with 1 or 2 shelf inserts or left side with 6 guides for plastic boxes and right side with 1 LIGNOpal shelf insert. **Organisation (bottom).** 7 drawers with pull-out stop for DIN A2 format. Further formats (DIN A3, A4, A5) with drawer partitions possible (see table).

Locks. Both cupboard elements optionally with cylinder locks.

Drawer partitions and storage boxes of plastic must be ordered separately.

The following material groups are available to choose from: Frame made of steel tube: M1,(chrome-plated); Front made of LIGNOpal: L(astral silver); Body made of steel: M1.

| Serie 600 Paper and handcraft cupboard | Max. load per box: 5 kg. | | | | | | | | | |
|---|---|---|---|---|---|--|---|---|---|---|
| |  |  |  |  |  |  |  |  |  |  |
| | 09196 | 09197 | 09198 | 09100 | 45247 | 45248 | 45249 | 45246 | 45243 | |
| w-d | | 31.2-42.7 | | | | | | 85-65 | | |
| h | 7.5 | 15.0 | 30.0 | | | | | | | |
| h design castor 7,5 (10) | | | | | | | | | 159 (163) | |
| h special castor 7,5 (10) | | | | | | | | | 160 (164) | |
| No. of boxes small/medium/large | | | | | | | | | | 6/3/2 |
| DIN A3 partition | | | | | | 2x | | 1x | | |
| DIN A4 partition | | | | | | | 4x | 1x | | |
| DIN A5 partition | | | | | | | | 3x | | |