



PRODUCT INFORMATION S600-SchrReg_TY_EN - 05.12.2016 - www.kcsa.co.za

Serie 600 Cupboard. Open cupboard. Storage module.

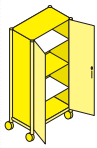
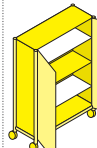
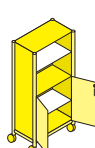
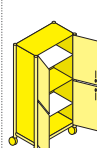
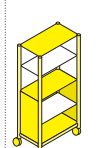
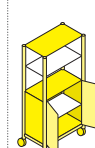
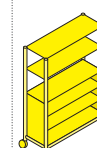
Body consists of a tubular-steel skeleton with 4 posts, a solid-metal bottom and 3 perforated-metal sides, each powder-coated. With design or special castors or optional adjustable feet.

Front open or with double wing doors of LIGNOPal chipboard laminated with melamine-resin sheet and glued-on (KU) plastic edges. The doors are fitted with metal bow handles.

Organisation. Both the open shelf and cupboard versions have adjustable LIGNOPal shelves.

Locks. Optionally with cylinder or turning knob locks. Model 45235 alternatively with personal property boxes and rubber mat.

The following material groups are available to choose from: Frame made of steel tube: M1,(chrome-plated); Front made of LIGNOPal: L(astral silver); Body made of steel: M1.

								
Serie 600 Cupboards, shelves		45240	45241	45230	45231	45238	45239	45235
	w-d	85-48	125-48		85-48			125-48
	h design castor 7,5 (10)				159 (163)			
	h special castor 7,5 (10)				160 (164)			